





BEBAUUNGSPLAN:  
GEMEINDE:  
LANDKREIS:


SO SPORTGELÄNDE  
KIRCHBERG  
REGEN

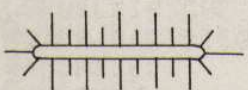
BL.   
NR. 17 

3.2 PLANLICHE FESTSETZUNGEN

3.2.1  BAUGRENZEN

3.2.2  FIRSTRICHTUNG

3.2.3  STELLPLÄTZE

3.2.4  LÄRMSCHUTZWALL  
 $H_{MN} = 2,0 \text{ m}$