





BEBAUUNGSPLAN:
GEMEINDE:
LANDKREIS:


SO SPORTGELÄNDE
KIRCHBERG
REGEN

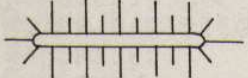
BL. 
NR. 17 

3.2 PLANLICHE FESTSETZUNGEN

3.2.1  BAUGRENZEN

3.2.2  FIRSTRICHTUNG

3.2.3  STELLPLÄTZE

3.2.4  LÄRMSCHUTZWALL
 $H_{MN} = 2,0 \text{ m}$